



Geyserville Unified School District

17-18 Local Indicators

November 2017

Local Indicators

Dashboard Indicators

10 Indicators of School Success	
State Indicators	Local Indicators
High School Graduation Rate	Basic Conditions
Academic Performance	Implementation of Academic Standards
Suspension Rate	Parent Involvement and Engagement
English Learner Progress	School Climate
Preparation for College and Career	
Chronic Absenteeism	

Local Indicators

*In order to receive **Standard Met** for any Local Indicator, schools/districts must:*

- **Measure its progress**
 - Data collection, Self-Reflection (Narrative) and/or Self-Evaluation Tools
 - **Report results** to the Local Governing Board
-

Priority 1



**Appropriately
Assigned Teachers**






**Access to Curriculum-
Aligned Instructional
Materials**



**Safe, Clean and
Functional School
Facilities**

Priority 1: Teachers, Curriculum and Facilities

		<i>number/percent</i>
	Teachers: <i>Missassignment of teachers of English learners:</i> <i>Total teacher missassignments:</i> <i>Vacant teacher positions:</i>	0 / 0% 0 / 0% 0 / 0%
	Curriculum: Students without access to their own copies of standards-aligned instructional materials for use at school and at home:	0 / 0%
	Facilities: <i>Instances where facilities do not meet the "good repair" standard:</i>	0

Priority 2



Implementation of State Academic Standards



Priority 2: Implementation of State Academic Standards

Professional Learning				
<i>1 – Exploration and Research Phase</i>	<i>2 – Beginning Development</i>	<i>3 – Initial Implementation</i>	<i>4 – Full Implementation</i>	<i>5 – Full Implementation and Sustainability</i>
Next Generation Science Standards		English Language Development	English Language Arts	
History-Social Science			Mathematics	



Priority 2: Implementation of State Academic Standards

Aligned Instructional Materials				
<i>1 – Exploration and Research Phase</i>	<i>2 – Beginning Development</i>	<i>3 – Initial Implementation</i>	<i>4 – Full Implementation</i>	<i>5 – Full Implementation and Sustainability</i>
Next Generation Science Standards		English Language Development	English Language Arts	
History-Social Science			Mathematics	



Priority 2: Implementation of State Academic Standards

Delivery of Instruction				
<i>1 – Exploration and Research Phase</i>	<i>2 – Beginning Development</i>	<i>3 – Initial Implementation</i>	<i>4 – Full Implementation</i>	<i>5 – Full Implementation and Sustainability</i>
Next Generation Science Standards		English Language Development	English Language Arts	
History-Social Science			Mathematics	



Priority 2: Implementation of State Academic Standards

Other Adopted Academic Standards				
<i>1 – Exploration and Research Phase</i>	<i>2 – Beginning Development</i>	<i>3 – Initial Implementation</i>	<i>4 – Full Implementation</i>	<i>5 – Full Implementation and Sustainability</i>
				Career Technical Education
				Physical Education
				Visual Performing Arts
				World Language
				Health Education



Priority 2: Implementation of State Academic Standards

Support for Teachers and Administrators--2015-2016 school year				
<i>1 – Exploration and Research Phase</i>	<i>2 – Beginning Development</i>	<i>3 – Initial Implementation</i>	<i>4 – Full Implementation</i>	<i>5 – Full Implementation and Sustainability</i>
				Professional learning needs of groups
			Professional learning needs of individual teachers	
		Providing support for teachers on standards not yet mastered		

Priority 3



Parent Engagement



Priority 3: Parent Engagement

Seeking Input from Parents/Guardians (key findings from survey)

Surveys Returned: **82**

Top 3 priorities
from survey:

- 1) **Basic Services**
- 2) **Access to Core Subjects**
- 3) **Student Engagement**

Parent survey results informed the developed of the 17-18 LCAP

Parent survey results provided the following types of recurring items to review and include or continue work on in our LCAP:

- motivation strategies (goal 3 action 4)
- more support (EL and students who are struggling) (goal 2 action 6)
- college and career readiness (goal 3 action 4)
- more experiences (goal 3 action 4)
- increase communication (goal 4 action 2)

Other Events to Seek Input: DLAC, Back to School Night, Community Town Hall Meeting, Financial Aid Night



Priority 3: Parent Engagement

Promoting Parental Participation (key findings from survey)

- **66%** of parents surveyed "strongly agree" or "agree" that the schools encouraged parental involvement and participation
 - Examples of ways to help parents become more involved (from survey): increase parent communication
- **40%** of families attended family events (Back to School Night, Open House, etc)



Priority 3: Parent Engagement

Why the Selected Survey?

- The selected survey was chosen because:
 - it had a blend between quantitative data and qualitative data.
 - each question related to our LCAP goals which helped to inform any adjustments to LCAP actions.



Priority 3: Parent Engagement

How findings relate to the LCAP Goals

LCAP Goal #4 "Increase Parent Involvement" relates to State Priority #3: "Parent Engagement".

Based on survey results and LCAP analysis, the 2017-2018 LCAP includes the following actions to support parent engagement:

- **Family Events:** Provide welcoming family events such as 1) Parent Information Night before school starts, 2) Information on New Tech Academy, 3) Information on TK program, 4) Back to School Night, 5) Open House, 6) Parent Site Visit. (goal 4 action 1)
- **Communication to Families:** Ensure effective communication to families by utilizing 1) all call system to remind them of upcoming events and 2) Facebook and district website to communicate with families. (goal 4 action 2)
- **Community Outreach:** Build strong relationships with the community and volunteers by 1) continuing to host town hall meetings, 2) continuing the Geyserville Education Foundation, and 3) hiring Public Relations/Volunteer coordinator to a) maintain volunteer database and b) develop outreach materials. (goal 4 action 3)

Priority 6



School Climate



Priority 6: School Climate

Student Perceptions of School Safety

	K-5	6-8	9-12
School Safety:			
<i>% of students who felt school is safe</i>	86% agree	84% agree or strongly agree	



Priority 6: School Climate

Student Perceptions of Connectedness

	K-5	6-8	9-12
School Connectedness:			
<i>GES Survey:</i> There are adults at school think I will be successful There is an adult who I can trust and go to for help I am excited about learning	97% agree 90% agree 88% agree		
<i>GNTA Survey: New Tech Network Student Culture Survey</i> School Connectedness Category			75%